

# OTP-2DATR

Duplex AES3 Stereo Digital Audio



DATASHEET

FIBER OPTICS



## Digital Audio Transmission

The Optiva OTP--2DATR provides for the transmission of 2 duplex channels of stereo digital audio, over long or short distances, using a single fiber.

In addition, the OTP--2DATR is part of our innovative Optiva video, audio and data media transport system. Optiva was designed to maintain lossless fiber extension between input and output signals. New signals may be added without the need for additional fiber through our proprietary daisy-chain technology. The Optiva line of products also includes insert cards for up to 16 channels of multiplexing / demultiplexing, 16x16 matrix switching, optical add / drop, as well as remote system monitoring.

## Features

- Duplex Stereo Digital Audio (AES3) over Fiber
- Singlemode Options (up to 60 km)
- Multimode Options (up to 2 km)
- Micro DB-25 connector
- TDM - Single Wavelength
- No EMI, RFI, or Ground Loops
- 3-Year Warranty

## System Design


Optiva insert cards support both 19" rackmount and compact tabletop or wall-mountable enclosures. The 3RU 19" rackmount enclosures (Models: OT-CC-16 & OT-CC-16F) can support up to 16 insert cards as well as dual-redundant, hot-swappable power supplies utilizing two 100 watt or two 200 watt power supplies. Also available in the rackmount form factor is our 1RU enclosure (Model: OT-CC-6-1U) which can accommodate six insert cards and utilizes two 60 watt power supplies. For desktop or wall mounting applications there are one-slot (Model: OT-DTCR-1) and two-slot (Model: OT-DTCR-2) enclosures. Both use an external wall mount power supply.

**optiva** | PLATFORM

## Applications

- Remote OB Van/Truck Video Feeds
- Broadcast Studio Camera Feeds
- SD Routing (Requires Optilinx Optical Switch)
- Long-Haul Signal Transport
- Lecture Hall Projector Connectivity
- Medical / Surgical Room Broadcast

## Enclosure Options



U.S. Patent #'s 7720385 & 8064773

# OTP-2DATR

Duplex AES3 Stereo Digital Audio

## DATASHEET FIBER OPTICS

### Models

Transmitter	Receiver
OTP-2DATR-A0-XX	OTP-2DART-A0-XX
OTP-2DATR-A1-XX	OTP-2DART-A1-XX
OTP-2DATR-A2-XX	OTP-2DART-A2-XX
OTP-2DATR-A2D-XX	OTP-2DART-A2D-XX
OTP-2DATR-A3-XX	OTP-2DART-A3-XX
OTP-2DATR-A3D-XX	OTP-2DART-A3D-XX
OTP-2DATR-L4x1-XX	OTP-2DART-L4x1-XX
OTP-2DATR-NOC	OTP-2DART-NOC


- When ordering, please substitute the "XX" in the model for one of the following optical connectors: ST, FC, SC, or LC.
- Standard SC connector type is UPC. APC is available upon request.

### Optical Specifications

Code	Fiber Type	Wavelength	Optical Budget	Distance
A0	Multimode	850 nm	7 dB	0.5 km
A1	Multimode	1310 nm	5 dB	2 km
A2	Singlemode	1310 nm	7 dB	10 km
A2D	Singlemode	1310 nm	12 dB	20 km
A3	Singlemode	1550 nm	17 dB	40 km
A3D	Singlemode	1550 nm	25 dB	60 km
L4x1	Singlemode	CWDM	Varies	20-70 km

- Chromatic dispersion as well as other losses should also be taken into account
- Stated distances are the maximum range, shorter distance may require attenuation

### Connection Diagram



### Audio

Specifications	Values
Digital Format	AES3-1992 (ANSI S4.40) SMPTE 276M
Connector	Micro DB25

### General

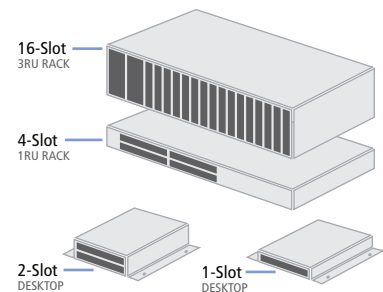
Specifications	Values
Dimensions (Insert Card)	6.69" L x 0.81" W x 5.06" H
Weight	11 oz.
Operating Temperature	-20°C to +55°C
Storage Temperature	-40°C to +85°C
Humidity	0 to 95% (Non-Condensing)
Operating Voltage	12 VDC
Power Consumption	6 Watts
Bit Error Rate	10 <sup>-14</sup>
System Latency	< 1 ms
Warranty	3 year

### Monitoring & Control

Specifications	Values
Local	Front panel LED status and alert indicators
Remote	OptivaView SNMP Management Suite*

- \* Requires OptivaView SNMP Controller Card (Model: OPV-CTLR)

### Enclosure Options



### Compliance

